

GBV525 ADAPTERS - VENTED LOWERS -

KIT CONTENTS



- 2 – SPEAKER ADAPTER RINGS - VENTED (L/R)
- 2 – SPEAKER GRILLS - VENTED (L/R)
- 1 – INSTALLATION HARDWARE KIT
 - 8 – #8-32 1/2" PHILLIPS FLATHEAD (S/S)
 - 8 – #8-32 1/2" KEPT NUTS
 - 8 – #8 FLAT WASHERS
 - 8 – #6-32 1/2" PHILLIPS FLAT (BLACK OXIDE)
 - 1 – 36" 5/16" BLACK VINYL SLEEVE
 - 1 – LOCTITE® 242® THREAD LOCKER PACKET

INSTALLATION INSTRUCTIONS

1. WITH THE IGNITION OFF, REMOVE THE SNAP-ON POCKET COVERS AND SAFTY STRING. DISCARD COVERS.
TIP: REFER TO MANUFACTURER INSTRUCTIONS IF NECESSARY.
2. REMOVE THE 4 MALE SNAPS FROM EACH GLOVE BOX.
PLASTIC RAT-TAIL SNAPS: CUT THE TAIL FROM THE REAR, AND PULL THE SNAP OUT FROM THE FRONT.
3. WHILE SUPPORTING THE OUTER FAIRING CAPS, REMOVE THE 2 FLANGE NUTS FROM INSIDE THE GLOVE BOXS USING A 7/16" SOCKET WRENCH.

CAUTION: BE CAREFUL WHEN HANDLING PAINTED PARTS.

4. DRILL A 1/4" HOLE IN THE GLOVE BOXS WHERE FIGURE 1.1 SHOWS FOR WIRE ESCAPE. BE SURE TO CLEAR ALL DEBRIS FROM INSIDE THE GLOVE BOXS.
5. INSTALL 1 CROSSOVER INSIDE EACH GLOVE BOX ON THE BOTTOM USING THE SUPPLIED VELCRO PATCHES, AND RUN THE SPEAKER WIRES THROUGH THE HOLES DRILLED IN STEP 4.

NOTE: BE SURE THAT ALL ADHESIVE MATING SURFACES ARE CLEAN BEFORE ATTACHING THE VELCRO® PATCHES. ONCE THE ADHESIVE SIDE IS APPLIED TO THE SURFACE, WORK OUT THE AIR POCKETS WITH YOUR FINGER TIPS FOR MAXIMUM HOLDING STRENGTH AND LONGEVITY.

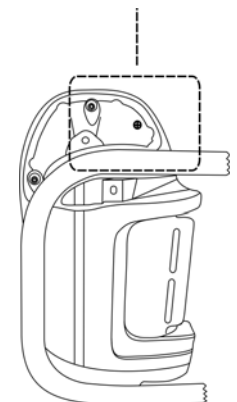
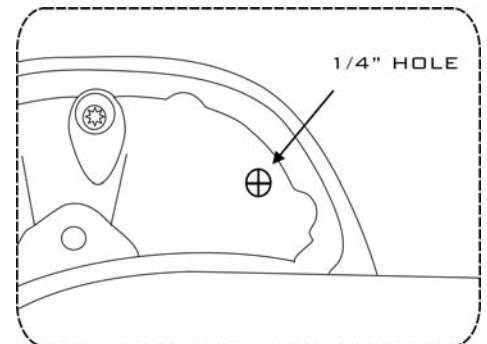


FIGURE 1.1

6. INSTALL VINYL SLEEVE ON EACH SPEAKER WIRE. KEEPING ENGINE AND EXHAUST HEAT IN MIND, ROUTE WIRES ALONG THE ENGINE GUARD TO THE FRAME. CONTINUE WIRE ROUTING ALONG THE FACTORY WIRING PATHS AND TERMINATE TO YOUR AMPLIFIER OR SOURCE UNIT.

TIP: REFER TO THE INSTRUCTIONS PROVIDED WITH YOUR AMPLIFIER IF NEEDED.

7. REINSTALL THE OUTER FAIRING CAPS REMOVED IN STEP 3.
8. PLACE THE SPEAKER ADAPTER BRACKETS ON THE GLOVE BOXS WITH THE MOUNTING POSTS FACING OUTWARD AS SHOWN IN THE FIGURE 1.2, AND FASTEN USING THE SUPPLIED HARDWARE (A).
9. CONNECT THE SPEAKERS TO THE CROSSOVERS, AND PLACE ON THE 4 MOUNTING POSTS OF EACH OF THE ADAPTER BRACKETS. BE SURE THAT EACH POST PUSHES THROUGH THE SPEAKER MOUNTING TABS TO SIT FLUSH TO THE ADAPTER BRACKET SURFACE.

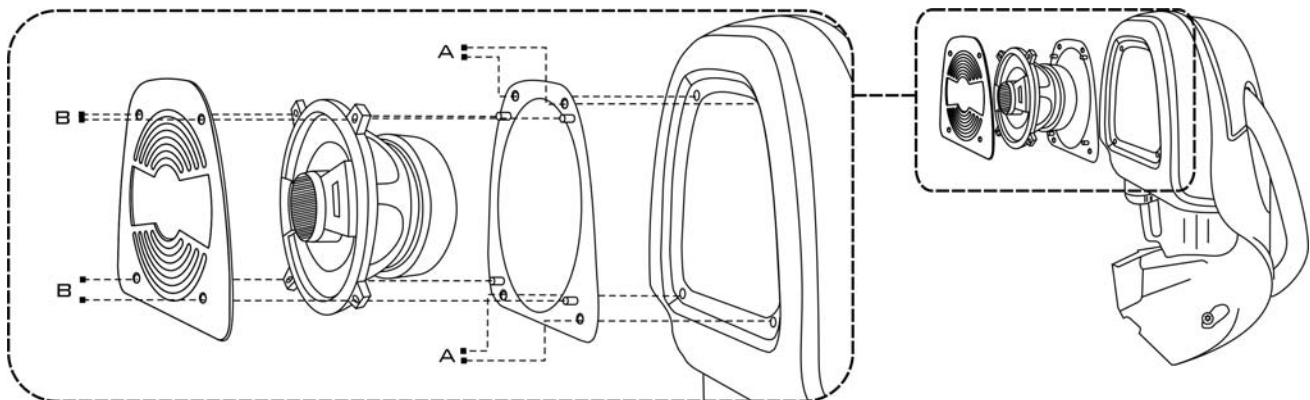


FIGURE 1.2

A - #8-32 1/2" PHILLIPS FLATHEAD (S/S), #8-32 1/2" KEPT NUTS, #8 FLAT WASHERS

B - #6-32 1/2" PHILLIPS FLAT (BLACK OXIDE), LOCTITE® 242® THREAD LOCKER PACKET

10. PLACE THE SPEAKER GRILLS OVER THE SPEAKERS AND MOUNT TO THE ADAPTER BRACKET MOUNTING POSTS USING THE SUPPLIED HARDWARE (B).
11. PERFORM A FINAL SYSTEM TEST. TURN THE KEY TO THE ACCESSORY POSITION AND VERIFY THAT ALL COMPONENTS FUNCTION PROPERLY.

WARRANTY INFORMATION

HAWG WIRED OFFERS A LIMITED WARRANTY OF OUR PRODUCTS ON THE FOLLOWING TERMS:

- **LENGTH OF WARRANTY**

1 YEAR ON AUDIO SYSTEMS, ELECTRONICS, SPEAKERS, AND ACCESSORIES (RECEIPT REQUIRED).

- **COVERAGE**

THIS WARRANTY COVERS ONLY THE ORIGINAL PURCHASER OF A HAWG WIRED PRODUCT PURCHASED FROM AN AUTHORIZED HAWG WIRED DEALER IN THE UNITED STATES. IN ORDER TO RECEIVE SERVICE, THE PURCHASER MUST PROVIDE HAWG WIRED WITH A COPY OF THE RECEIPT STATING THE CUSTOMER NAME, DEALER NAME, PRODUCT PURCHASED AND DATE OF PURCHASE.

- **DEFECTIVE PRODUCTS**

PRODUCTS FOUND TO BE DEFECTIVE DURING THE WARRANTY PERIOD WILL BE REPAIRED OR REPLACED (WITH A PRODUCT DEEMED TO BE EQUIVALENT) AT HAWG WIRED'S DISCRETION.

- **WHAT IS NOT COVERED**

DAMAGE CAUSED BY ACCIDENT, ABUSE, IMPROPER OPERATIONS, WATER, THEFT
 ANY COST OR EXPENSE RELATED TO THE REMOVAL OR REINSTALLATION OF PRODUCT
 SERVICE PERFORMED BY ANYONE OTHER THAN AN AUTHORIZED HAWG WIRED SERVICE CENTER
 ANY PRODUCT WITH THE SERIAL NUMBER OR TAMPER LABELS DEFACED, ALTERED, OR REMOVED
 SUBSEQUENT DAMAGE TO OTHER COMPONENTS
 ANY PRODUCT PURCHASED OUTSIDE THE U.S.
 ANY PRODUCT NOT PURCHASED FROM AN AUTHORIZED HAWG WIRED DEALER

- **LIMIT ON IMPLIED WARRANTIES**

ANY IMPLIED WARRANTIES INCLUDING WARRANTIES OF FITNESS FOR USE AND MERCHANTABILITY ARE LIMITED IN DURATION TO THE PERIOD OF THE EXPRESS WARRANTY SET FORTH ABOVE. SOME STATES DO NOT ALLOW LIMITATIONS ON THE LENGTH OF AN IMPLIED WARRANTY, SO THIS LIMITATION MAY NOT APPLY. NO PERSON IS AUTHORIZED TO ASSUME FOR HAWG WIRED ANY OTHER LIABILITY IN CONNECTION WITH THE SALE OF THE PRODUCT.

- **HOW TO OBTAIN SERVICE**

PLEASE CALL 510.894.2999 FOR HAWG WIRED CUSTOMER SERVICE. YOU MUST OBTAIN A RETURN MATERIAL AUTHORIZATION NUMBER (RMA) TO RETURN ANY PRODUCT TO HAWG WIRED. YOU ARE RESPONSIBLE FOR SHIPPING CHARGES OF RETURNED PRODUCTS TO HAWG WIRED.

- **MADE IN THE USA**

OUR PRODUCTS ARE PROUDLY DESIGNED, DEVELOPED AND BUILT IN THE USA*. THE MAJORITY OF THE COMPONENTS USED IN THE CONSTRUCTION OF OUR PRODUCTS ARE PRODUCED BY AMERICAN COMPANIES. HOWEVER, DUE TO THE GLOBAL NATURE OF MODERN MANUFACTURING AND THE ELECTRONICS INDUSTRY IN GENERAL, SOME PARTS MAY BE MANUFACTURED IN OTHER COUNTRIES.

*OUR SPEAKERS ARE PROUDLY DESIGNED AND DEVELOPED IN THE USA. HOWEVER, DUE TO THE GLOBAL NATURE OF LOUDSPEAKER MANUFACTURING, OUR SPEAKERS ARE MANUFACTURED IN OTHER COUNTRIES.

HAWG WIRED, INC.

CONTACT US BY EMAIL

GENERAL INFORMATION – info@hawg-wired.com
 SALES AND MARKETING – sales@hawg-wired.com
 TECHNICAL SUPPORT – tech@hawg-wired.com

CONTACT US BY PHONE

MAIN 510.894.2999
 EFAX 510.217.6994

VISIT US ON THE WEB AT HAWG-WIRED.COM



COPYRIGHT © 2008 HAWG WIRED, INC. ALL RIGHTS RESERVED.
 REV. 1A PRINTED IN THE U.S.A.
